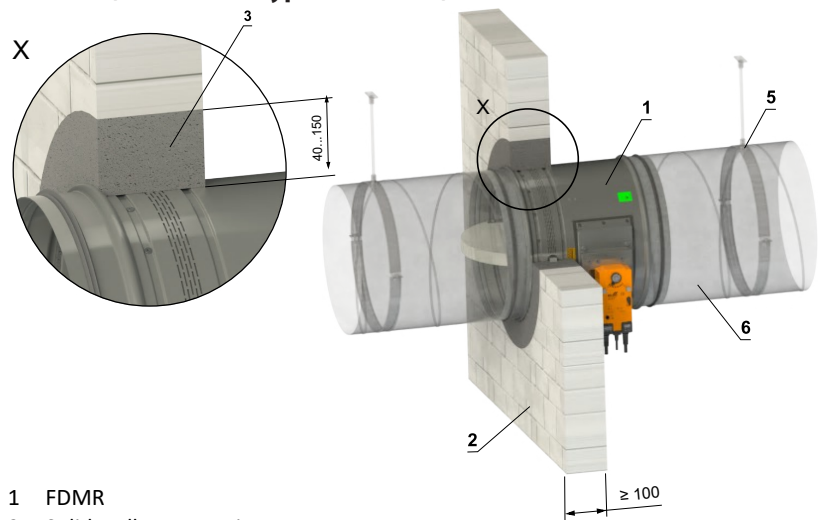


FDMB (Solid wall - Gypsum/Mortar) EI 120 S - UKCA



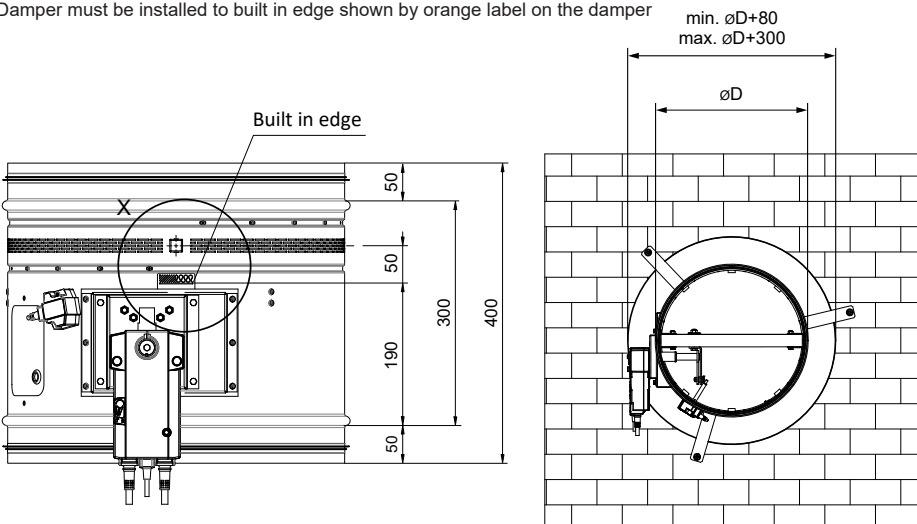
- 1 FDMR
- 2 Solid wall construction
- 3 British gypsum thistle bond 60 (or equivalent can be used) minimum density 670 kg/m³
- 4 Damper bracket
- 5 Circular suspension with threaded rod
- 6 Duct

FFDM breakaway joint should be used either side of the damper.

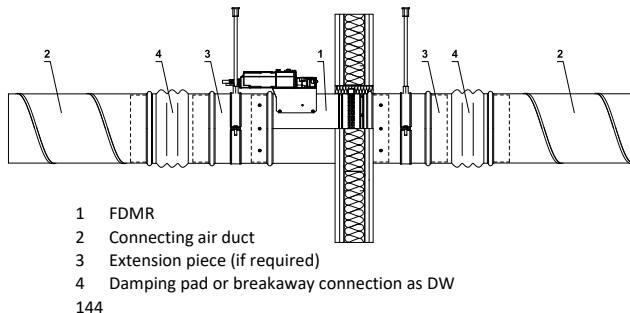
FDMR can be installed with blade axis positioned either vertically or horizontally and with the actuator positioned at 0°, 90° or 270°, but not at 180°.

Blade overlaps must be accounted for to ensure blade operation is not compromised. For full blade overlap dimensions please see product TPM.

Damper must be installed to built in edge shown by orange label on the damper

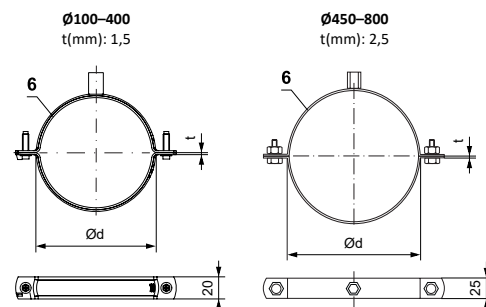
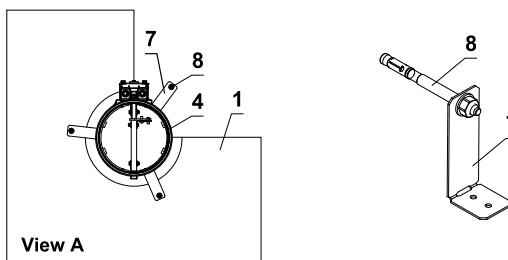


Duct Connection



- 1 FDMR
- 2 Connecting air duct
- 3 Extension piece (if required)
- 4 Damping pad or breakaway connection as DW 144

Placing of mounting brackets in solid wall construction

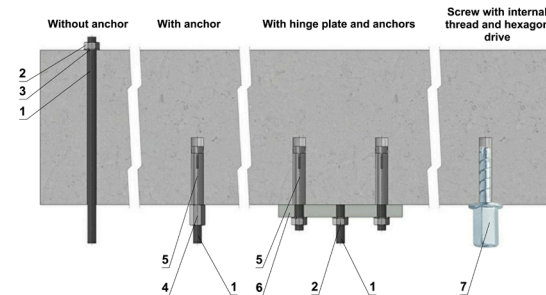


Ø100-400
t(mm): 1,5
With slotted quick closure.
With screw M6x20 and head: hex 1/4" and PH2.
Connection nut M8+M10.

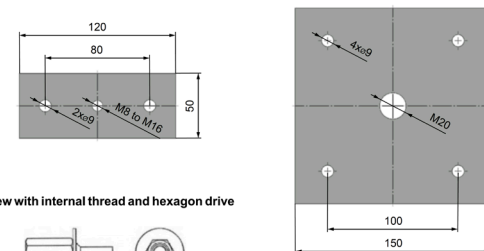
Ø450-800
With ø 10 hole.
With bolt and nut H17 M10x30.
Connection nut M8+M10.

- 1 Solid wall construction
- 4 FDMR
- 6 Circular suspension with threaded rod
- 7 Damper bracket
- 8 M8 anchor with nut

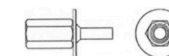
Advice provided by a fixing specialist contractor takes precedence.



Hinge plates



Screw with internal thread and hexagon drive



Load capacities of threaded hanger rods F [N] at the required fire resistance 90 minutes

Size	A _s [mm ²]	Weight G [kg]	
		for 1 piece	for 1 pair
M8	36,6	22	44
M10	58	35	70
M12	84,3	52	104
M14	115	70	140
M16	157	96	192
M18	192	117	234
M20	245	150	300

Position:

- 1 Threaded rod M8 - M20
- 2 Nut
- 3 Washer
- 4 Coupling nut
- 5 Anchor
- 6 Hinge plate - min. thickness 10mm
- 7 Concrete screw tested for fire resistance R30-R90, max. tension up to 0.75KN (length 35mm)

Drop rod diameter is based on damper weight, see full Damper TPM for further technical details or contact help@Mandik.co.uk. Mandik reserves the right to update this information without prior notice.

		Mandik UK Ltd www.mandik.co.uk Office: 0117 4526376	130 Aztec West Park Avenue Bristol BS32 4UB
		UKCA certified acc. to EN 15650	
Title:	FDMR - Solid wall - Gypsum/Mortar		Tested in accordance with EN 1366-2
Classification:	EI 120 (ve i<->o) S		Size: (min-max) 100Ø-800Ø
Drawing No:	0000-0000-310 Rev 2		Date: 19/06/2023
		Illustrated: AA	Approved: MF
Intellectual property of MANDIK Ltd. Unauthorised use shall be punishable by law			